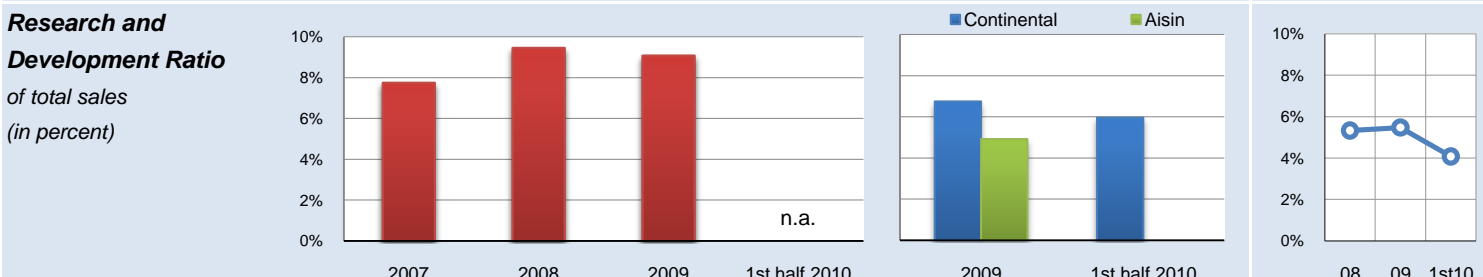
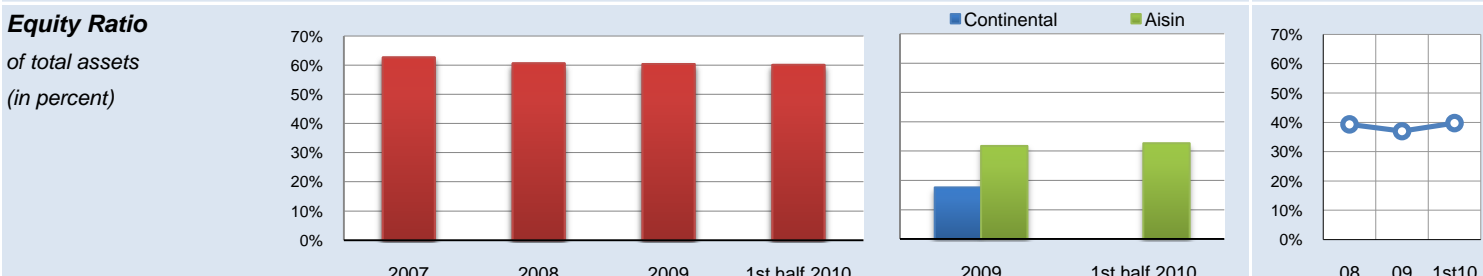
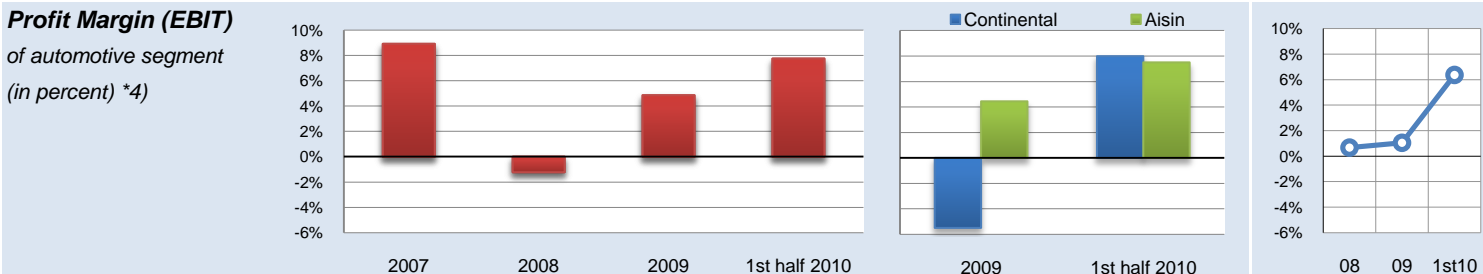
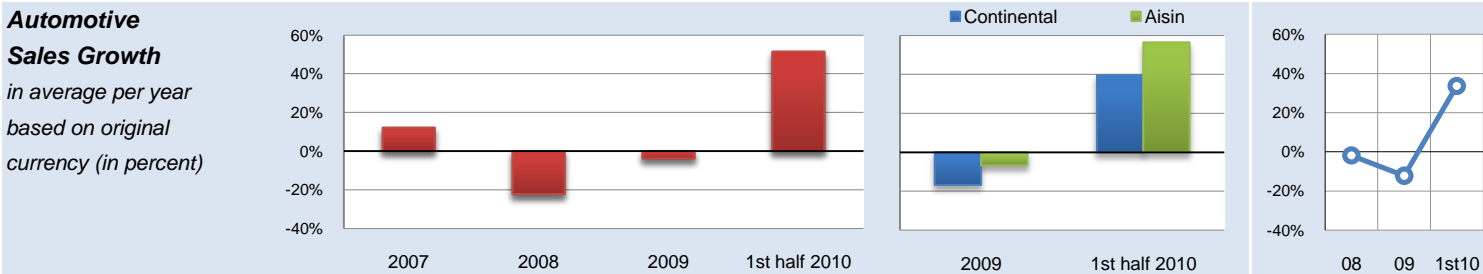
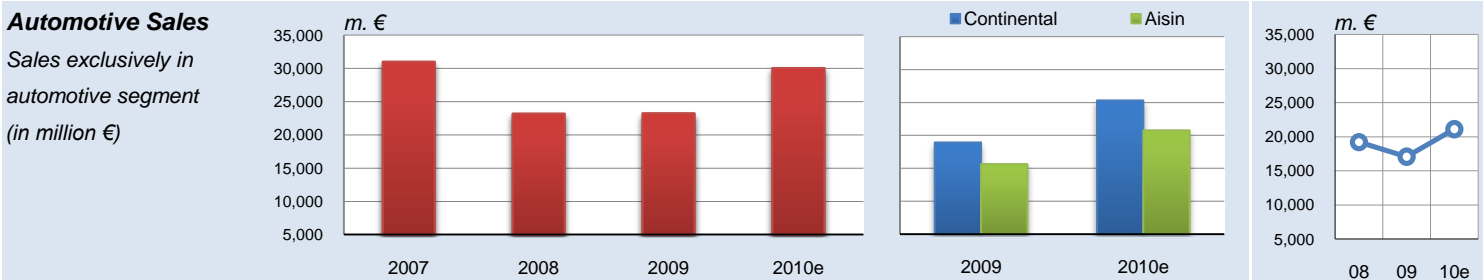
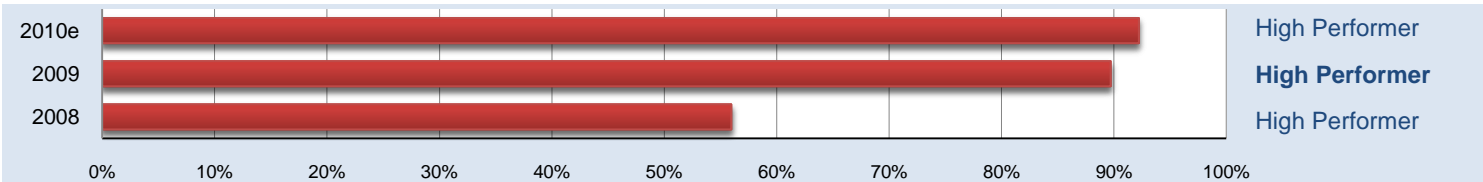


<b>Headquarter Country</b>	Japan	<b>Important Automotive Products</b> Air conditions, Fuel systems, Display systems, Wipers, Brake systems, Electronics
<b>Headquarter City</b>	Kariya	
<b>End of Fiscal Year</b>	Mar, 31	
<b>Employees (+/- 2008) *8)</b>	120,812 (+0.7%)	
<b>Automotive Sales (m. €)</b>	23,249 (98% of Total Sales)	Sales size category (SSC) 1: more than 10 bn. €

**Financial Facts** **Denso** **Peergroup** **Average \*1)**



**Automotive-PERFORMANCE-Index (API) for Denso** **Rating \*2)**



\*1) average of companies in Top 100 of the same sales size category, here: Sales size category (SSC) 1: more than 10 bn. € (n = 8)  
 2) consisting of: total sales growth, profit margin, equity ratio, r&d ratio; competitive index: up to 42% = Low, up to 62% = Medium, more than 62% = High Performer  
 3) under insolvency / Chapter 11 etc. 4) at least 1 value based on total sales and EBIT (automotive sales n.a.) 5) automotive sales less than 50%  
 6) index with limited comparability, based on total company values instead of automotive segment 7) data of fiscal year 2008 8) employees of total company  
 abbreviations: n.a. = not available, e = estimation, 1st10 = first half of calendar year 2010, 2nd qu. 2010 = second quarter of calendar year 2010